

For the year Jan 1 - Dec 31, 2012, or other tax year beginning 2012, ending 2012, ending 20

Your first name and initial DAN Last name L RUTHERFORD

Your social security number [REDACTED]

If a joint return, spouse's first name and initial DAN Last name L RUTHERFORD

Spouse's social security number [REDACTED]

Home address (number and street). If you have a P.O. box, see instructions. 13266 EAST 950 NORTH ROAD

Apartment no. [REDACTED]

City, town or post office, state, and ZIP code. If you have a foreign address, also complete spaces below (see instructions). CHENOA IL 61726

Foreign country name CHENOA Foreign province/state/county IL Foreign postal code 61726

Presidential Election Campaign

Check here if you, or your spouse if filing jointly, want \$3 to go to this fund? Checking a box below will not change your tax or refund. You Spouse

Filing Status

1 Single

2 Married filing jointly (even if only one had income)

3 Married filing separately. Enter spouse's SSN above & full name here ...

4 Head of household (with qualifying person). (See instructions.) If the qualifying person is a child but not your dependent, enter this child's name here ...

5 Qualifying widow(er) with dependent child

Exemptions

6a Yourself. If someone can claim you as a dependent, do not check box 6a

6b Spouse

(1) First name	Last name	(2) Dependent's social security number	(3) Dependent's relationship to you	(4) <input checked="" type="checkbox"/> if child under age 17 qualifying for child tax or (see instrs)

Boxes checked on 6a and 6b ... 1

No. of children on 6c who:

- lived with you
- did not live with you due to divorce or separation (see instrs)

Dependents on 6c not entered above

Add numbers on lines above ... 1

Income

7	Wages, salaries, tips, etc. Attach Form(s) W-2	7	98,221.
8a	Taxable interest. Attach Schedule B if required	8a	60.
	b Tax-exempt interest. Do not include on line 8a	8b	3,844.
9a	Ordinary dividends. Attach Schedule B if required	9a	19,855.
	b Qualified dividends	9b	12,292.
10	Taxable refunds, credits, or offsets of state and local income taxes	10	0.
11	Alimony received	11	
12	Business income or (loss). Attach Schedule C or C-EZ	12	-1,710.
13	Capital gain or (loss). Att Sch D if reqd. If not reqd, ck here	13	-3,000.
14	Other gains or (losses). Attach Form 4797	14	
15a	IRA distributions	15a	12,052.
	b Taxable amount	15b	12,052.
16a	Pensions and annuities	16a	
	b Taxable amount	16b	
17	Rental real estate, royalties, partnerships, S corporations, trusts, etc. Attach Schedule E	17	-11,952.
18	Farm income or (loss). Attach Schedule F	18	
19	Unemployment compensation	19	
20a	Social security benefits	20a	
	b Taxable amount	20b	
21	Other income <u>Non-employee compensation from 1099-Misc</u>	21	619.
22	Combine the amounts in the far right column for lines 7 through 21. This is your total income	22	114,145.

Adjusted Gross Income

23	Educator expenses	23	
24	Certain business expenses of reservists, performing artists, and fee-basis government officials. Attach Form 2106 or 2106-EZ	24	
25	Health savings account deduction. Attach Form 8889	25	
26	Moving expenses. Attach Form 3903	26	
27	Deductible part of self-employment tax. Attach Schedule SE	27	
28	Self-employed SEP, SIMPLE, and qualified plans	28	
29	Self-employed health insurance deduction	29	
30	Penalty on early withdrawal of savings	30	
31a	Alimony paid	31a	
	b Recipient's SSN		
32	IRA deduction	32	
33	Student loan interest deduction	33	
34	Tuition and fees. Attach Form 8917	34	
35	Domestic production activities deduction. Attach Form 8903	35	
36	Add lines 23 through 35	36	
37	Subtract line 36 from line 22. This is your adjusted gross income	37	114,145.

Tax and Credits

38	Amount from line 37 (adjusted gross income)	38	114,145.
39 a	Check <input type="checkbox"/> You were born before January 2, 1948, <input type="checkbox"/> Blind. Total boxes checked <input checked="" type="checkbox"/> 39 a		
	if: <input type="checkbox"/> Spouse was born before January 2, 1948, <input type="checkbox"/> Blind. <input type="checkbox"/> 39 b		
b	If your spouse itemizes on a separate return or you were a dual-status alien, check here <input type="checkbox"/> 39 b		
40	Itemized deductions (from Schedule A) or your standard deduction (see left margin)	40	41,885.
41	Subtract line 40 from line 38	41	72,260.
42	Exemptions. Multiply \$3,800 by the number on line 6d	42	3,800.
43	Taxable income. Subtract line 42 from line 41. If line 42 is more than line 41, enter -0-	43	68,460.
44	Tax (see instrs). Check if any from: a <input type="checkbox"/> Form(s) 8814 c <input type="checkbox"/> 962 election b <input type="checkbox"/> Form 4972	44	11,918.
45	Alternative minimum tax (see instructions). Attach Form 6251	45	1,836.
46	Add lines 44 and 45	46	13,754.
47	Foreign tax credit. Attach Form 1116 if required	47	453.
48	Credit for child and dependent care expenses. Attach Form 2441	48	
49	Education credits from Form 8863, line 19	49	
50	Retirement savings contributions credit. Attach Form 8880	50	
51	Child tax credit. Attach Schedule 8812, if required	51	
52	Residential energy credits. Attach Form 5695	52	
53	Other crs from Form: a <input type="checkbox"/> 3800 b <input type="checkbox"/> 8801 c <input type="checkbox"/>	53	
54	Add lines 47 through 53. These are your total credits	54	453.
55	Subtract line 54 from line 46. If line 54 is more than line 46, enter -0-	55	13,301.
56	Self-employment tax. Attach Schedule SE	56	
57	Unreported social security and Medicare tax from Form: a <input type="checkbox"/> 4137 b <input type="checkbox"/> 8919	57	
58	Additional tax on IRAs, other qualified retirement plans, etc. Attach Form 5329 if required	58	
59 a	Household employment taxes from Schedule H	59 a	
b	First-time homebuyer credit repayment. Attach Form 5405 if required	59 b	
60	Other taxes. Enter code(s) from instructions	60	
61	Add lines 55-60. This is your total tax	61	13,301.
62	Federal income tax withheld from Forms W-2 and 1099	62	19,056.
63	2012 estimated tax payments and amount applied from 2011 return	63	
64 a	Earned income credit (EIC)	64 a	
b	Nontaxable combat pay election <input type="checkbox"/> 64 b	64 b	
65	Additional child tax credit. Attach Schedule 8812	65	
66	American opportunity credit from Form 8863, line 8	66	
67	Reserved	67	
68	Amount paid with request for extension to file	68	
69	Excess social security and tier 1 RRTA tax withheld	69	
70	Credit for federal tax on fuels. Attach Form 4136	70	
71	Credits from Form: a <input type="checkbox"/> 2439 b <input checked="" type="checkbox"/> Reserved c <input type="checkbox"/> 8801 d <input type="checkbox"/> 8885	71	
72	Add lines 62, 63, 64a, & 65-71. These are your total pmts	72	19,056.
73	If line 72 is more than line 61, subtract line 61 from line 72. This is the amount you overpaid	73	5,755.
74 a	Amount of line 73 you want refunded to you. If Form 8888 is attached, check here <input type="checkbox"/> 74 a	74 a	5,755.
b	Routing number <input type="checkbox"/> <input checked="" type="checkbox"/> c Type: <input checked="" type="checkbox"/> Checking <input type="checkbox"/> Savings		
d	Account number <input type="checkbox"/>		
75	Amount of line 73 you want applied to your 2013 estimated tax	75	
76	Amount you owe. Subtract line 72 from line 61. For details on how to pay see instructions	76	
77	Estimated tax penalty (see instructions)	77	

Standard Deduction for -

- People who check any box on line 39a or 39b or who can be claimed as a dependent, see instructions.
- All others:
 - Single or married filing separately, \$5,950
 - Married filing jointly or qualifying widow(er), \$11,900
 - Head of household, \$8,700

Other taxes

Payments

If you have a qualifying child, attach schedule EIC.

Refund

Direct deposit? See instructions.

Amount you Owe

Third Party Designee

Do you want to allow another person to discuss this return with the IRS (see instructions)? Yes. Complete below. No

Designee's name **Rex L. Schaeffer** Phone no. Personal identification number (PIN)

Sign

Under penalties of perjury, I declare that I have examined this return and accompanying schedules and statements, and to the best of my knowledge and belief, they are true, correct, and complete. Declaration of preparer (other than taxpayer) is based on all information of which preparer has any knowledge.

Your signature: *[Signature]* Date: *[Date]* Your occupation: **TREASURER** Daytime phone number:

Spouse's signature. If a joint return, both must sign. Date: Spouse's occupation: If the IRS sent you an Identity Protection PIN, enter it here (see instrs):

Preparer Only

Print/Type preparer's name: **Rex L. Schaeffer** Preparer's signature: *[Signature]* Date: **04/12/2013** Check if self-employed PTIN:

Firm's name: **Tax & Accounting Plus, Inc.** Firm's address: **501 N. Clinton St Bloomington IL 61701-3201** Firm's EIN: Phone no.:




Illinois Department of Revenue
2012 Form IL-1040
Individual Income Tax Return

or for fiscal year ending

Step 1: Personal Information

Do not write above this line.



DAN

L RUTHERFORD

13266 EAST 950 NORTH ROAD
 CHENOA

IL 61726

- C** Filing status (see instructions)
 Single or head of household Married filing jointly Married filing separately Widowed
- D** Check if civil union return (see instructions)

STAPLE

W 2 AND 1099 FORMS

HERE

STAPLE YOUR CHECK & IL1040V

		(Whole dollars only)	
Step 2: Income	1 Federal adjusted gross income from your U.S. 1040, Line 37; U.S. 1040A, Line 21; or U.S. 1040EZ, Line 4	1	114,145.00
	2 Federally tax-exempt interest and dividend income from your U.S. 1040 or 1040A, Line 8b; or U.S. 1040EZ	2	3,844.00
	3 Other additions. Attach Schedule M.	3	00
	4 Total income. Add Lines 1 through 3.	4	117,989.00

Step 3: Base Income	5 Social Security benefits and certain retirement plan income received if included in Line 1. Attach page 1 of federal return.	5	12,052.00
	6 Illinois Income Tax overpayment included in U.S. 1040, Line 10	6	00
	7 Other subtractions. Attach Schedule M. Check if Line 7 includes any amount from Schedule 1299-C. <input type="checkbox"/>	7	00
	8 Add Lines 5, 6, and 7. This is the total of your subtractions.	8	12,052.00
	9 Illinois base income. Subtract Line 8 from Line 4.	9	105,937.00

Step 4: Exemptions	10a Number of exemptions from your federal return <u>1</u> x \$2,050 a 2,050.00	10	2,050.00
	b If someone can claim you as a dependent, see instructions. <u> </u> x \$2,050 b 00	b	00
	c Check if 65 or older: <input type="checkbox"/> You + <input type="checkbox"/> Spouse = <u> </u> x \$1,000 c 00	c	00
	d Check if legally blind: <input type="checkbox"/> You + <input type="checkbox"/> Spouse = <u> </u> x \$1,000 d 00	d	00
	Exemption allowance. Add Lines a through d.	10	2,050.00

Step 5: Net Income	11 Residents: Net income. Subtract Line 10 from Line 9. <i>Skip</i> Line 12.	11	103,887.00
	12 Nonresidents and part-year residents: Check the box that applies to you during 2012 <input type="checkbox"/> Nonresident <input type="checkbox"/> Part-year resident, and enter the Illinois base income from Schedule NR. Attach Schedule NR.	12	00

Step 6: Tax	13 Residents. Multiply Line 11 by 5% (.05). Nonresidents and part-year residents. Enter the tax from Schedule NR.	13	5,194.00
	14 Recapture of investment tax credits. Attach Schedule 4255.	14	00
	15 Income tax. Add Lines 13 and 14. Cannot be less than zero.	15	5,194.00

Step 7: Tax After Non-refundable Credits	16 Income tax paid to another state while an Illinois resident. Attach Schedule CR.	16	00
	17 Property tax and K-12 education expense credit amount from Schedule ICR. Attach Schedule ICR.	17	426.00
	18 Credit amount from Schedule 1299-C. Attach Schedule 1299-C.	18	00
	19 Add Lines 16, 17, and 18. This is the total of your credits. Cannot exceed the tax amount on Line 15.	19	426.00
	20 Tax after nonrefundable credits. Subtract Line 19 from Line 15.	20	4,768.00





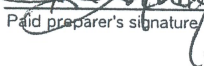




DAN L RUTHERFORD

	21	Tax after nonrefundable credits from page 1, Line 20	21	4,768.00	
Step 8:	22	Household employment tax. See instructions.	22	00	
Other Taxes	23	Use tax on internet, mail order, or other out-of-state purchases from UT Worksheet or UT Table in the instructions. Do not leave blank.	23	0.00	
	24	Total Tax. Add Lines 21, 22, and 23.	24	4,768.00	
Step 9:	25	Illinois Income Tax withheld. Attach W-2 and 1099 forms.	25	4,768.00	
Payments and Refundable Credit	26	Estimated payments from Forms IL-1040-ES and IL-505-1, including overpayment applied from 2011 return	26	0.00	
	27	Pass-through entity tax payments. Attach Schedule K-1-P or K-1-T.	27	00	
	28	Earned Income Credit from Schedule ICR. Attach Schedule ICR.	28	00	
	29	Total payments and refundable credit. Add Lines 25 through 28.	29	4,768.00	
Step 10:	30	Overpayment. If Line 29 is greater than Line 24, subtract Line 24 from Line 29.	30	00	
Result	31	Underpayment. If Line 24 is greater than Line 29, subtract Line 29 from Line 24.	31	0.00	
Step 11:	32	Late payment penalty for underpayment of estimated tax.	32	00	
Underpayment of Estimated Tax Penalty and Donations		a Check if at least two-thirds of your federal gross income is from farming.		<input type="checkbox"/>	
		b Check if you or your spouse are 65 or older and permanently living in a nursing home.		<input type="checkbox"/>	
		c Check if your income was not received evenly during the year and you annualized your income on Form IL-2210. Attach Form IL-2210.		<input type="checkbox"/>	
		d Check if you were not required to file an Illinois Individual Income Tax return in the previous tax year.		<input type="checkbox"/>	
	33	Voluntary charitable donations. Attach Schedule G.	33	00	
	34	Total penalty and donations. Add Lines 32 and 33.	34	00	
Step 12:	35	If you have an overpayment on Line 30 and this amount is greater than Line 34, subtract Line 34 from Line 30. This is your remaining overpayment.	35	00	
Refund or Amount You Owe	36	Amount from Line 35 you want refunded to you. If you want to deposit your refund directly into your checking or savings account, complete the direct deposit information on Line 37.	36	00	
	37	Complete to direct deposit your refund Routing number _____ <input type="checkbox"/> Checking or <input type="checkbox"/> Savings Account number _____			
	38	Subtract Line 36 from Line 35. This amount will be applied to your 2013 estimated tax.	38	00	
	39	If you have an underpayment on Line 31, add Lines 31 and 34. or If you have an overpayment on Line 30 and this amount is less than Line 34, subtract Line 30 from Line 34. This is the amount you owe. See instructions.	39	0.00	

Step 13:
Sign and Date

Under penalties of perjury, I state that I have examined this return, and, to the best of my knowledge, it is true, correct, and complete.

Your signature	Date	Daytime phone number	Your spouse's signature	Date
	04/12/13			
Paid preparer's signature	Date	Preparer's phone number	Preparer's FEIN, SSN, or PTIN	
				

Third Party Designee

Check, and complete below, to allow another person to discuss this return with the Illinois Department of Revenue.

Designee's Name (please print)	Designee's Phone number
Rex L. Schaeffer	

Form 1099-G Information

We are no longer automatically mailing 1099-G forms. Instead, we ask that you get this information from our website. Check the box if you still want us to mail you a paper Form 1099-G next year.

If no payment enclosed, mail to:
ILLINOIS DEPARTMENT OF REVENUE
PO BOX 1040
GALESBURG IL 61402-1040

If payment enclosed, mail to:
ILLINOIS DEPARTMENT OF REVENUE
SPRINGFIELD IL 62726-0001

ILIA0112 01/03/13

