

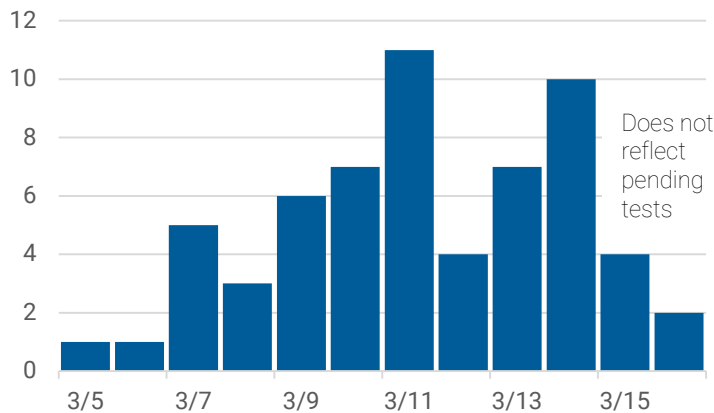


CHICAGO COVID-19 UPDATE

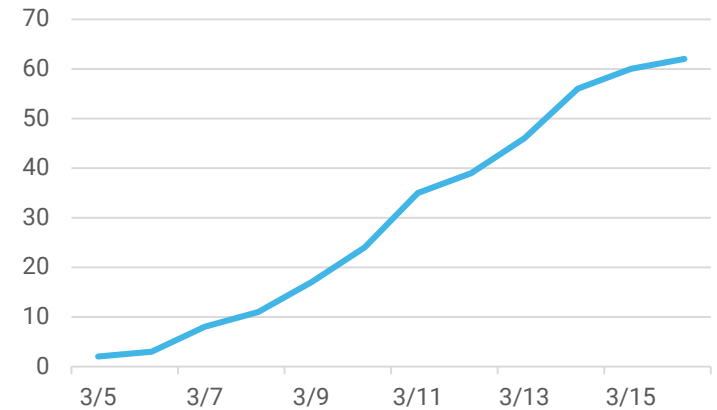
MARCH 17, 2020

There are **63** cases of COVID-19 and **1** death among Chicago residents as of March 17, 2020.

Confirmed COVID-19 cases



Confirmed cumulative COVID-19 cases



Cumulative and daily coronavirus 2019 (COVID-19) cases reported for Chicago residents with known date of specimen collection, as confirmed by testing, as of March 17, 2020. Note, there was one case of COVID-19 diagnosed on 1/20/2020 that is not included in the daily counts.

COVID-19 Morbidity and Mortality as of March 17, 2020

GEOGRAPHY	CASES ¹	DEATHS	COUNTIES/STATES/COUNTRIES AFFECTED
Chicago	63	1	NA
Illinois (IDPH link)	160	1	15/102
U.S. (CDC link)	4,226	75	49/50
World (WHO link)	184,976	7,529	159/195

COVID-19 Case Characteristics as of March 17, 2020

CHARACTERISTIC	CASES ¹	CHARACTERISTIC	CASES ¹
Age		Hospitalizations	
0-17	6.3%	Never hospitalized	72.3%
18-59	63.5%	Ever hospitalized ²	27.7%
60+	30.2%	Transmission³	
Range	8 to 91	Travel-related: Within U.S.	14.3%
Gender		Travel-related: Outside U.S.	20.6%
Female	44.4%	Close Contact ⁴	23.1%
Male	55.6%	Community Acquired	9.5%
		Under Investigation	33.3%

¹This case count does not include persons with pending tests for COVID-19 or persons with COVID-19 related illness who have not been tested.

²Ever hospitalized, even if released.

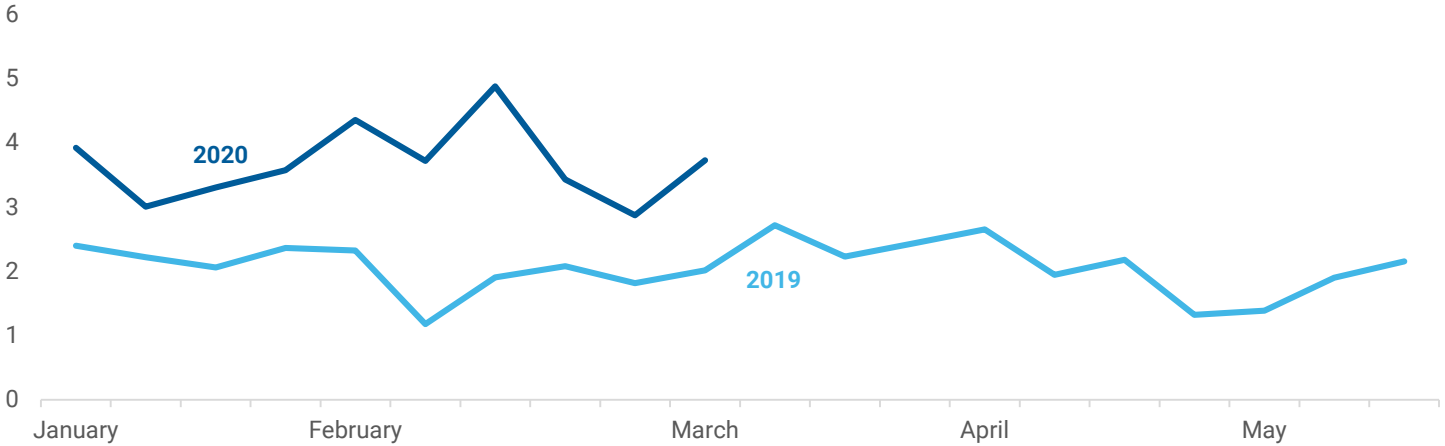
³Most likely mode as ascertained through case investigation.

⁴With a known case such as household contacts, occupational exposure of healthcare workers, etc.

COVID-19 symptoms are similar to influenza-like illness (ILI), so trends traditionally observed through influenza surveillance may also help identify COVID-19 activity.

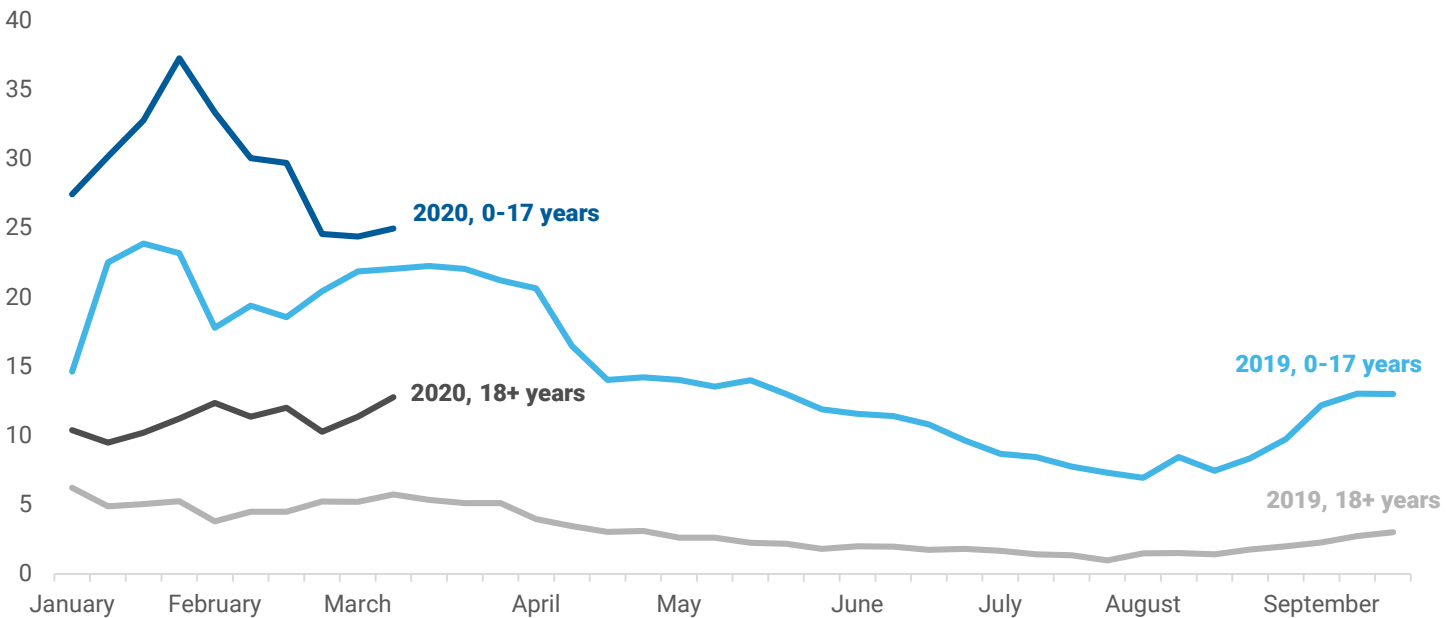
Annual influenza surveillance system conducted by the Chicago Department of Public Health (CDPH) includes information on outpatient visits to health care providers for ILI. For this system, ILI is defined as fever (temperature of 100°F [37.8°C] or greater) and a cough and/or a sore throat without a known cause other than influenza. In addition, ESSENCE is an electronic syndromic surveillance system that utilizes the chief complaints of patients visiting emergency departments to monitor for ILI.

Percent of outpatient visits at reporting providers due to influenza-like illness in Chicago, weekly for 2019 and 2020



Percent of medically-attended outpatient visits attributed to influenza-like illness as reported by ILINet facilities in Chicago.

Percent of emergency department visits due to influenza-like illness in Chicago, weekly for 2019 and 2020 by age groups



Percent of emergency department visits attributed to influenza-like illness for Chicago zip codes based on chief complaint submitted to ESSENCE.