



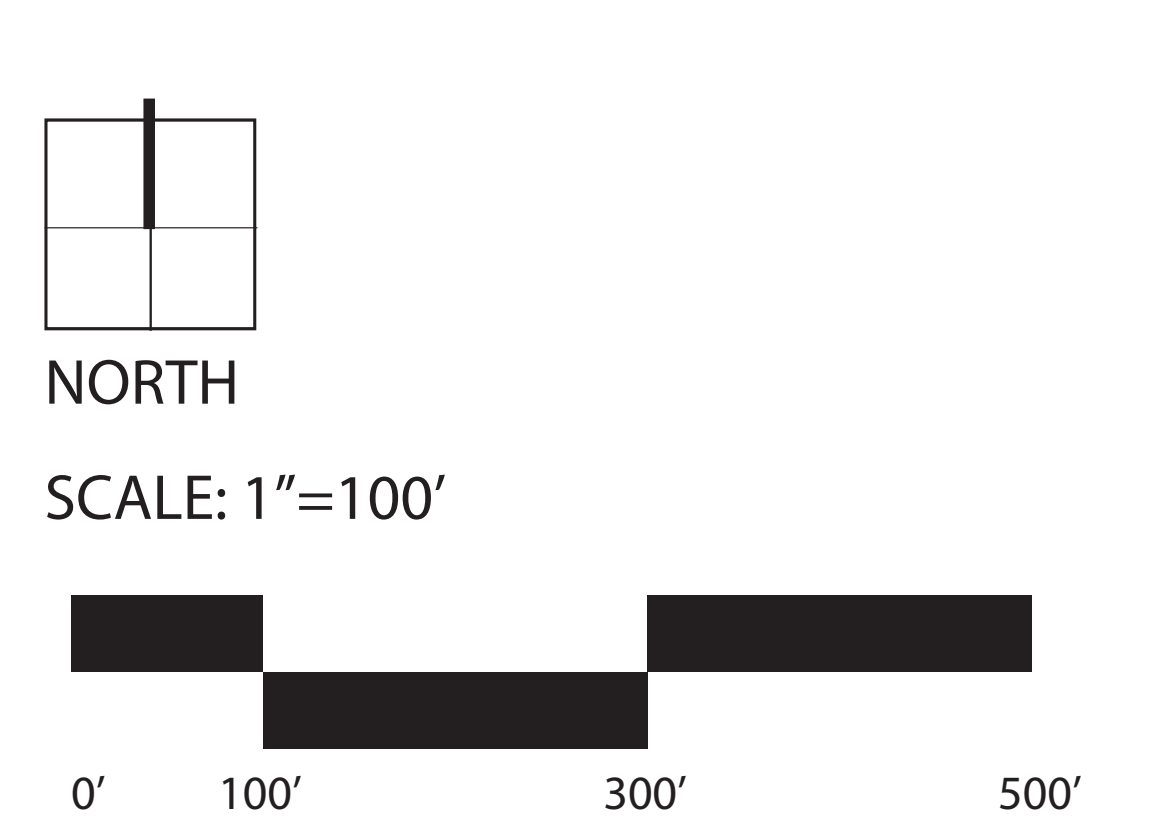
Legend	1. Parking lot 2. Overflow parking 3. Picnic Area/Permit Area/Shelter	4. Bike Park 5. Flex Space 6. Fishing/Canoe Access	7. Fishing/Overlook 8. Boardwalk 9. Multipurpose Trail	10. Observation Tower 11. Single Track with Technical Features 12. Future Trail Connection	13. Belgian Stairs 14. Natural Area Improvements 15. Entry Plaza with Support Buildings	16. Bike Plaza
---------------	---	--	--	--	---	----------------



Overall Plan

Calumet Bike Park At Big Marsh

Chicago, Illinois



PREPARED FOR:
Chicago Park District

IN ASSOCIATION WITH:

Fujikawa Johnson Gobel Architects
Primera Engineers
Environmental Design International
Cardno JFNew
Tetra Tech
International Mountain Biking Association (IMBA)



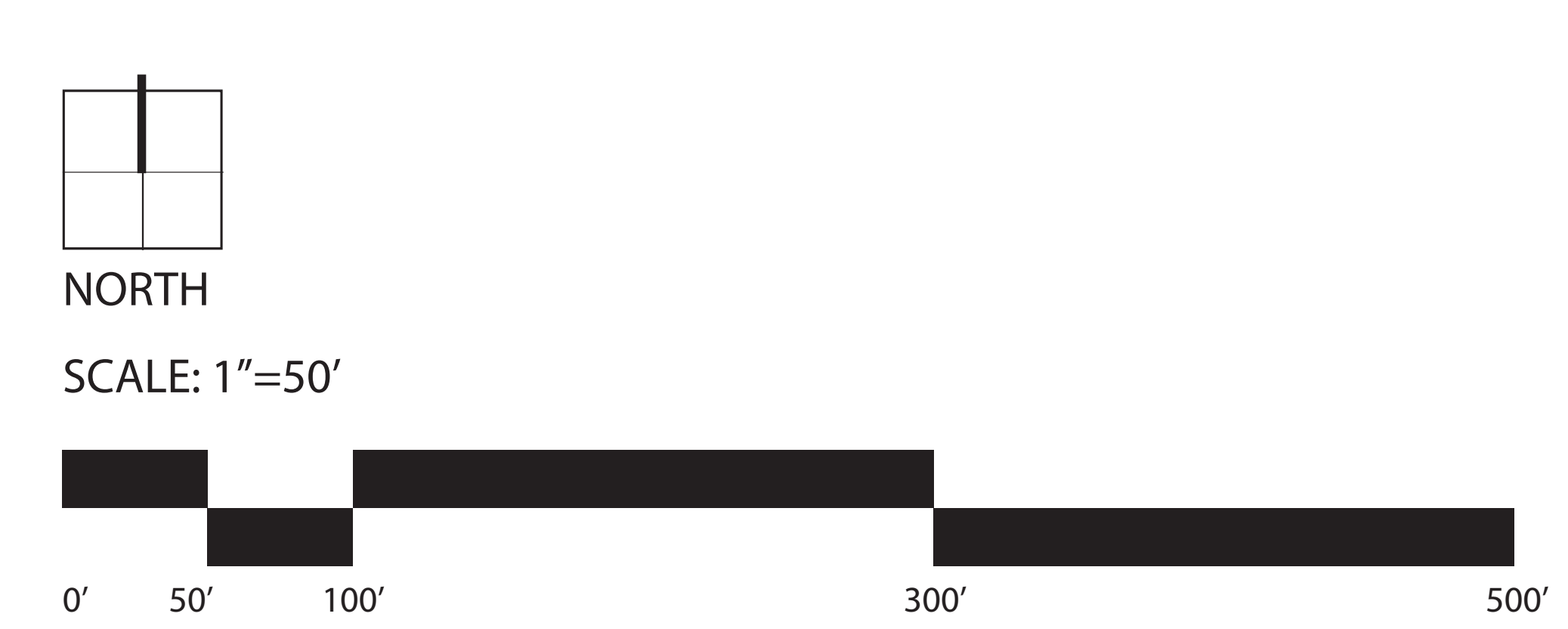
Legend								
1. Parking Lot	4. Entry Plaza with Support Buildings	6. Flex Space	9. Dirt Jump Trail	12. Dual Slalom Course	15. Shipping Container	18. Large Pump Park	21. Dirt Trail 22. Single Track with Technical Features	
2. Alternative Event Space	5. Fishing/Canoe Access	7. Bike Plaza	10. Gravity Flow Trail	13. Shelter	16. Ramp	19. Multipurpose Trail		
3. Drop-Off		8. Chunk Trail	11. Slope Style Course	14. Fly Over/Under	17. Small Pump Park	20. Crushed Stone Trail		



Bike Area Enlargement

Calumet Bike Park At Big Marsh

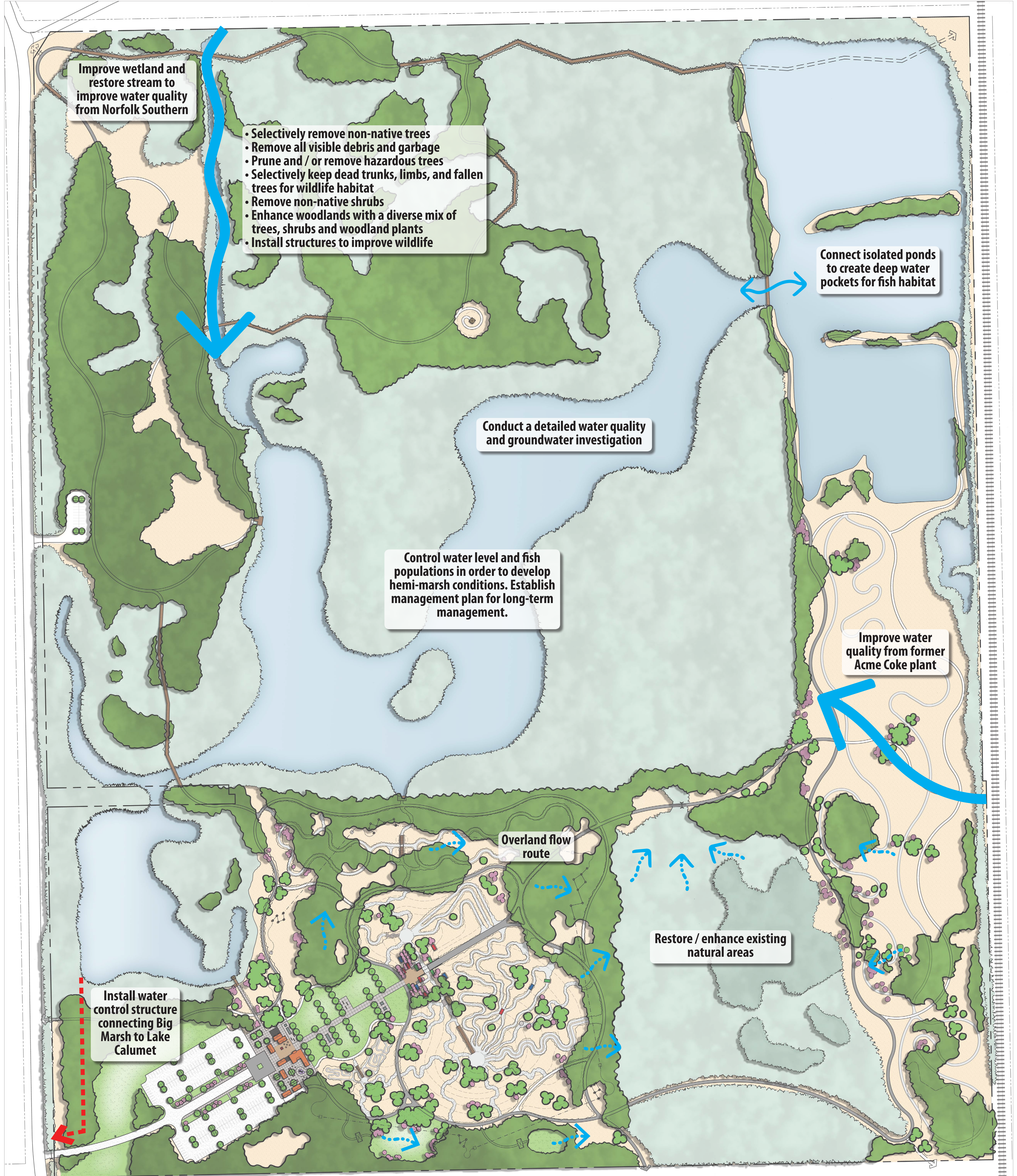
Chicago, Illinois



PREPARED FOR:
Chicago Park District

IN ASSOCIATION WITH:

Fujikawa Johnson Gobel Architects
Primera Engineers
Environmental Design International
Cardno JFNew
Tetra Tech
International Mountain Biking Association (IMBA)



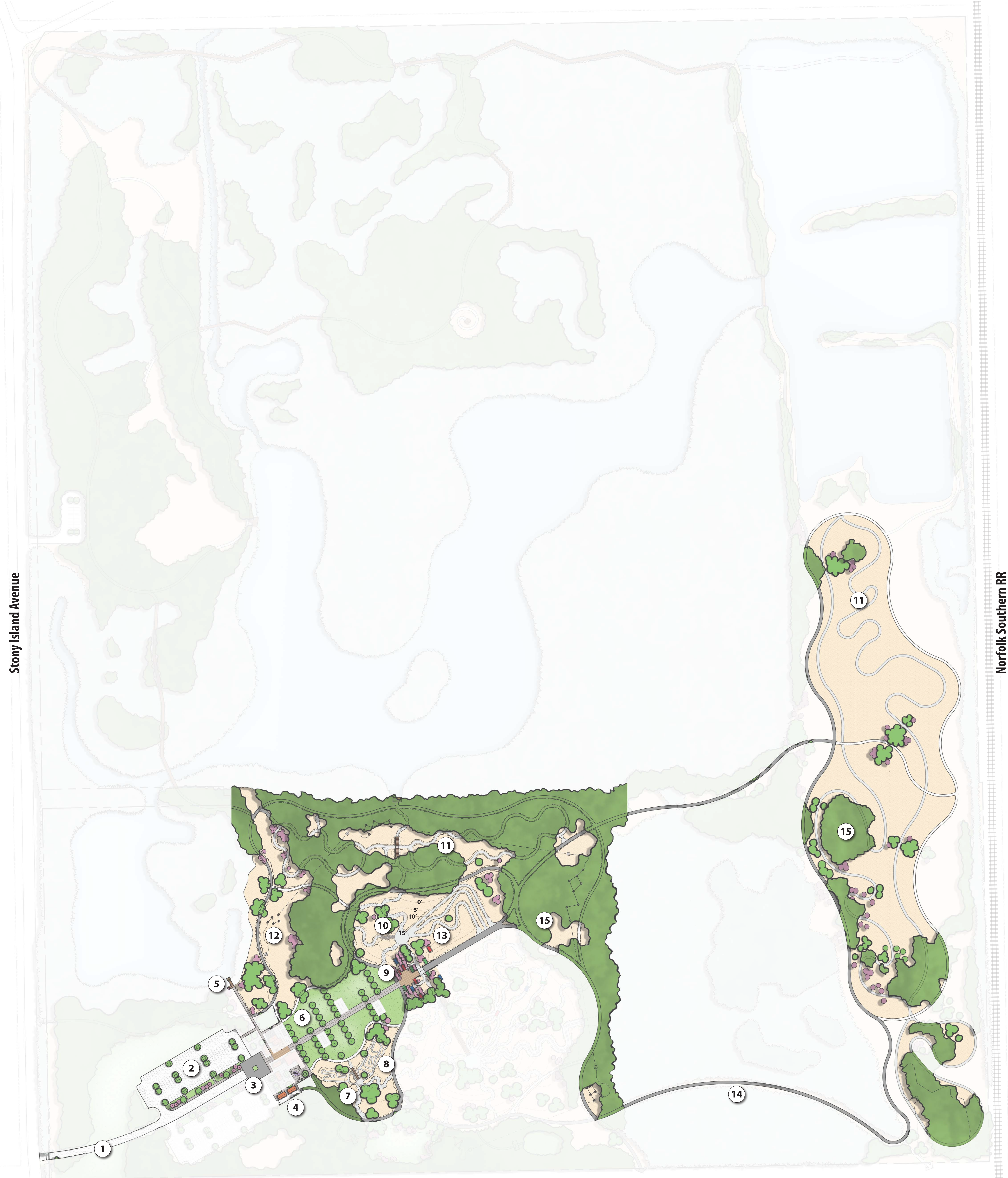
Legend

Overland Flow Route

Connect Existing Ponds

Water Improvement Route

Water Control Structure Route



Legend	1. Entry Drive	4. Maintenance Area	7. Small Pump Park	10. Chunk Trail	13. Jump Lines
	2. North Parking Lot	5. Fishing/Canoe Access	8. Large Pump Park	11. Single Track with Technical Features	14. Multipurpose Trail
	3. Drop Off	6. Flex Space	9. Bike Plaza	12. Treetop Adventure Course-Phase 1	15. Site Remediation

HITCHCOCK
DESIGN
GROUP

creating better places

Phase 1 Plan

Calumet Bike Park At Big Marsh

Chicago, Illinois

NORTH

SCALE: 1"=100'

0' 100' 300' 500'

PREPARED FOR:

Chicago Park District

IN ASSOCIATION WITH:

Fujikawa Johnson Gobel Architects
Primera Engineers
Environmental Design International
Cardno JFNew
Tetra Tech
International Mountain Biking
Association (IMBA)